

Outputs



Selected model

MPE020-C

Cooling @15/10°C;27°C;

Cooling capacity	kW	23,2
Water Flow user side	l/h	3998
Water Pressure drops user side	kPa	69
Total Power input	kW	6,2
Total Absorbed Current	A	11,6
Compressor power input	kW	5,7
Compressor absorbed current	A	9,1
EER		3,75
ESEER		3,21
Available pressure head - LP Pumps (option) User side	kPa	98
Max. absorbed current (FLA) [without options]	A	24
Start up current (LRA) [without options]	A	105
Sound power level Lw (base unit)	db(A)	71
Sound pressure level Lp (base unit) @ 10 m Q=2	db(A)	43
Air Flow	m3/h	9990
Number of Fans		4
Fan power input	kW	0,5
Fan absorbed current	A	2,6
Compressors/Circuits		1/1
Buffer tank volume (option)	l	50
Power Supply		400 / 3 / 50
Refrigerant		R410A
Dimensions [LxDxH]	mm	1588 x 605 x 1274
Weight without options	kg	260

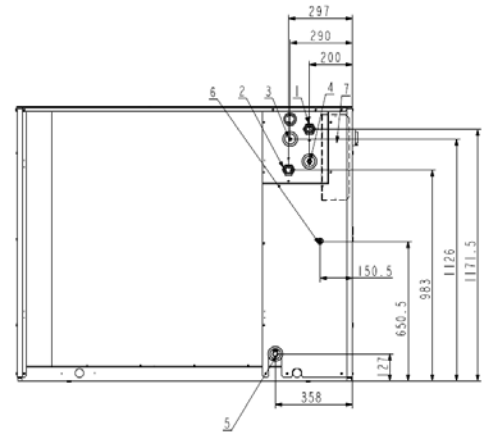
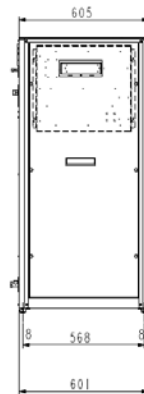
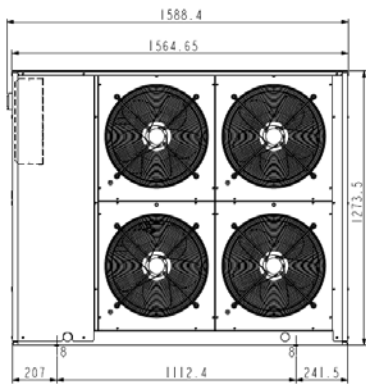
Notes:

For line dimensioning refer to maximum electric current (FLA/LRA)

Aalborg:
Vissevej 95
DK-9210 Aalborg
Tlf.: 98 19 01 66
aircold@aircold.dk

Aircold

København:
Vævergangen 18
DK-2690 Karlslunde
Tlf.: 70 27 01 66
aircold@aircold.dk



1. Indløb 1 ¼" hun
2. Udløb 1 ¼" hun
3. Afløbsslange sikkerhedsventil
4. ½" (han) påfyldning vand/brine
5. Aftapning ½" hun
6. Forsyning EI Ø28
7. Styring og elboks
8. Antivibration

- 1 ENTRATA ACQUA 1 1/4" FEMMINA
- 2 USCITA ACQUA 1 1/4" FEMMINA
- 3 SCARICO VALVOLA DI SICUREZZA CON PORTAGOMMA
- 4 ALIMENTAZIONE ACQUA 1/2" MASCHIO (RUBINETTO OPTIONAL)
- 5 SCARICO ACQUA 1/2" FEMMINA
- 6 ALIMENTAZIONE ELETTRICA Ø28
- 7 QUADRO ELETTRICO
- 8 ANTIVIBRANTI